

Home Comfort



primacare

Contents

6 steps to select a chair	4
The correct size for you	6
Standard features	7
Aberdare	8
Brecon	10
Raglan	12
Tenby	14
Snowdon BLTR	16
Conway	18
Denbigh	20
Powys	22
Cowbridge	24
Modena	26
Monza Assist	28
High Back Fixed Chairs	30
Action Sofas	32
Riser Recliner Mechanisms	34
Foams and Fillings	36
Fabrics	38
Accessories	40
Quick Delivery Chairs	42
Brecon & Monza	44
Specialist Chairs	46



Welcome to Primacare

We are a dynamic and well established bespoke and specialist seating company, with a reputation for providing innovative and extensive expertise within the home comfort and healthcare marketplace.

Over the last 20 years we have made in excess of 200,000 chairs and complementary furniture in our factories in Wales, using a broad range of mechanisms, fabrics, features and accessories.

Our vibrant and proactive Research and Development team enjoy designing chairs with input from healthcare professionals to make you a chair that is not only very comfortable but exactly fits your needs.

We love a challenge.

The answer's YES.

Now, what was the question...

primacare

6 steps to select your chair

1

Select the right size of chair

Please read the guidance on page 6 to help determine the right size of chair and provide enough information for us to be able to make the chair. Although all chairs can be made to bespoke dimensions we do offer 3 general sizes as follows.

	Seat height	Seat width	Seat depth	Back height
Petite	16"	18"	18"	27"
Compact	18"	18"	18"	27"
Standard	19"	20"	20"	30"



2

Choose your chair style

Choose your chair style. Please choose from one of the styles of chair shown on pages 8 to 41. In addition to the chair styles shown there are many alternative back cushions available which are shown on pages 40 and 41.

3

Decide on the rise recline mechanism

Decide on the rise/recline mechanism for your chair. These are shown on pages 42 and 43.



4

Decide on the weight capacity

Decide on the weight capacity of the chair. We offer 20 stone, 25 stone, 35 stone, 40 stone and 50 stone options.



5

Select a lovely fabric

Select a lovely fabric. See pages 46 and 47 for information on fabric ranges.



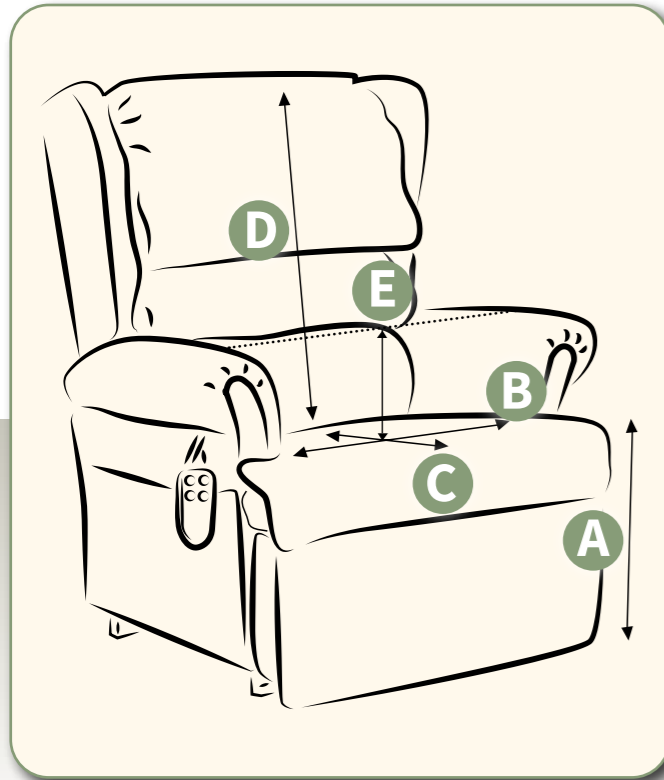
6

Choose your accessories

Choose your accessories. Pages 48 and 49 show some of the extra cushions, armcaps, massage systems and other options available on our chairs.



The correct size for you



A **Seat height**
Measure from the floor to the top of the uncompressed seat cushion at the front of the chair.

For guidance: when sitting in the chair the top of the leg should be horizontal with your feet solidly on the floor.

B **Seat width**
The chair seat width should be at least one inch either side of your widest point, usually near the pelvis.

For guidance: do not specify a chair with large gaps either side of you as this will create a tendency to lean to one side or the other, creating extra stress on your spine.

C **Seat depth**
The seat depth is measured from the front of the chair to the uncompressed lumbar back cushion.

For guidance: there should be good resistance between your back and the back cushion (probably at least 2" compression of the back cushion) and also the back of your calves should not be touching the front of the seat cushion and leg rest area.

D **Back height**
The back height is measured from the seat to the top of the back cushion.

For guidance: it is important that the head is supported in a relaxed position so the top of the cushion is usually as tall as the person sitting in the chair.

E **Arm Height**
The arm height is measured from a straight edge across the arms down to the centre of the seat cushion.

For guidance: a correct arm height gives good support to the elbow and a comfortable relaxed shoulder.

Standard features



All electrically operated chairs and sofas are supplied with emergency recovery battery back up in case of power failure.

Stress free comfortable recline positions and excellent high standing positions when you need that extra assistance.

Our chairs are made with very strong mechanisms and have a 5 year warranty on the metal action and motors

Choice of a wide range of fabrics including customers own fabric.

Most chair styles can have pockets on one or both sides for books and magazines and a loop for the handset. Pockets and loops can be specified right or left hand.

Our Standard handset is a Proline type with 2 or 4 light push buttons. A quick release cable connector is also supplied in the pockets which allow the removal of the handset should the chair need to be totally isolated.

Aberdare

The Aberdare has timeless elegance with the soft button back cushion giving excellent support and comfort.



Chair size range

Seat height	15.5 - 22"
Seat width	16 - 30"
Seat depth	16 - 22"
Overall chair width	Seat width plus 12"



Facing page ▶

Aberdare chair with single motor tilt in space mechanism, standard size in Montana plain oatmeal fabric (range B)

Complementary Furniture

The Aberdare is available as a 2 seater sofa, 3 seater sofa, static chair, fireside chair and footstool.

Mechanisms	Weight Capacity						
	20	25	35	40	50	60	70
Single Tilt in Space	✓	✓	✓				
Wallhugger Single Tilt in Space	✓						
Dual Tilt in Space	✓	✓	✓				
Dual	✓	✓		✓			
BLTR	✓	✓	✓	✓	✓	✓	✓





Brecon

Our most popular style with the waterfall back cushions giving adjustable refined comfort.

Chair size range

Seat height	15.5 - 22"
Seat width	16 - 30"
Seat depth	16 - 22"
Overall chair width	Seat width plus 12"



Complementary Furniture
The Brecon is available as a 2 seater sofa, 3 seater sofa, static chair, fireside chair and footstool.

Mechanisms	Weight Capacity						
	20	25	35	40	50	60	70
Single Tilt in Space	✓	✓	✓				
Wallhugger Single Tilt in Space	✓						
Dual Tilt in Space	✓	✓	✓				
Dual	✓	✓		✓			
BLTR	✓	✓	✓	✓	✓	✓	✓

◀ Facing page

Brecon chair with single motor tilt in space mechanism, standard size in Montana floral oatmeal fabric (range B)



Raglan

The Raglan design has an elegant slim arm with a wide arm rest and comfortable waterfall back.

Chair size range

Seat height	15.5 - 22"
Seat width	16 - 30"
Seat depth	16 - 22"
Overall chair width	Seat width plus 12"



Mechanisms	Weight Capacity						
	20	25	35	40	50	60	70
Single Tilt in Space	✓	✓	✓				
Wallhugger Single Tilt in Space	✓						
Dual Tilt in Space	✓	✓	✓				
Dual	✓	✓		✓			
BLTR	✓	✓	✓	✓	✓	✓	✓

Facing page ►
Raglan standard size dual motor tilt in space chair in Olbia Mystic 3895 fabric - range B





Tenby

The Tenby design incorporates an elegant slim arm with a wide comfortable back cushion.

Chair size range

Seat height	15.5 - 22"
Seat width	16 - 30"
Seat depth	16 - 22"
Overall chair width	Overall seat width plus 12"



Complementary Furniture

The Tenby is available as a 2 seater sofa, 3 seater sofa, static chair, fireside chair and footstool.



Facing page

Tenby dual motor tilt in space standard size chair in Olbia Amazonite 3831 fabric - range B

Mechanisms	Weight Capacity						
	20	25	35	40	50	60	70
Single Tilt in Space	✓	✓	✓				
Wallhugger Single Tilt in Space	✓						
Dual Tilt in Space	✓	✓	✓				
Dual	✓	✓		✓			
BLTR	✓	✓	✓	✓	✓	✓	✓

Snowdon BLTR

The Snowdon BLTR is a very versatile and comfortable chair because with separate control of the Back, Legrest, Tilt and Rise of the chair it can be infinitely positioned, meaning you can always find that perfect individually comfortable position. It is also available from 18" seat width up to 36" seat width and with seat heights from 16" upwards. The BLTR action has an extremely strong legrest – please see chart.

Overall Weight Capacity						
20	25	35	40	50	60	70
✓	✓	✓	✓	✓	✓	✓
Legrest weight capacity						
20	20	20	25	25	30	30
✓	✓	✓	✓	✓	✓	✓

Some of the possible positions for the BLTR chair



Options available

Optional Drop Arms are available on the Snowdon model in both manual and powered versions

Facing page ▶

Snowdon BLTR 26" wide 40 stone chair in Dandy Damson Stripe and Graphite VP cushions.



Optional natural colour knuckle



Conway

A very comfortable and supportive button back is complemented with stylish wooden knuckles for extra support when rising.

Chair size range

Seat height	15.5 - 22"
Seat width	16 - 30"
Seat depth	16 - 22"
Overall chair width	Seat width plus 12"



Complementary Furniture

The Conway is available as a 2 seater sofa, 3 seater sofa, static chair, fireside chair and footstool.



Facing page

Conway Dual motor tilt in space mechanism, standard size in Cromwell herringbone stone fabric (range B)

Mechanisms	Weight Capacity						
	20	25	35	40	50	60	70
Single Tilt in Space	✓	✓	✓				
Wallhugger Single Tilt in Space	✓						
Dual Tilt in Space	✓	✓	✓				
Dual	✓	✓		✓			
BLTR	✓	✓	✓	✓	✓	✓	✓



Optional natural colour knuckle

Denbigh

The waterfall back cushions make this a very comfortable chair with the added security of stylish wooden knuckles.

Chair size range

Seat height	15.5 - 22"
Seat width	16 - 30"
Seat depth	16 - 22"
Overall chair width	Seat width plus 12"



Optional natural colour knuckle



Complementary Furniture

The Denbigh is available as a 2 seater sofa, 3 seater sofa, static chair, fireside chair and footstool.

Mechanisms	Weight Capacity						
	20	25	35	40	50	60	70
Single Tilt in Space	✓	✓	✓				
Wallhugger Single Tilt in Space	✓						
Dual Tilt in Space	✓	✓	✓				
Dual	✓	✓		✓			
BLTR	✓	✓	✓	✓	✓	✓	✓

Facing page ►

Denbigh single motor tilt in space mechanism, standard size chair in Cromwell swirl stone fabric (range B)



Powys

This design has stylish scroll arm with extra foam for additional arm comfort. The two piece back is very supportive.

Chair size range

Seat height	15.5 - 22"
Seat width	16 - 30"
Seat depth	16 - 22"
Overall chair width	Seat width plus 14"



Complementary Furniture

The Powys is available as a 2 seater sofa, 3 seater sofa, static chair, fireside chair and footstool.



Facing page

Powys single motor tilt in space standard size chair in SR12800 Loxford Crosshatch Autumn Outer fabric and SR12844 Loxford Geometric Autumn Inner fabric - range B

Mechanisms	Weight Capacity						
	20	25	35	40	50	60	70
Single Tilt in Space	✓	✓	✓				
Wallhugger Single Tilt in Space	✓						
Dual Tilt in Space	✓	✓	✓				
Dual	✓	✓		✓			✓
BLTR	✓	✓	✓	✓	✓	✓	

Cowbridge

This design uses a comfortable full length padded arm cushion combined with a very supportive soft wide back cushion.

Chair size range

Seat height	15.5 - 22"
Seat width	16 - 30"
Seat depth	16 - 22"
Overall chair width	Seat width plus 14"



Complementary Furniture

The Cowbridge is available as a 2 seater sofa, 3 seater sofa, static chair, fireside chair and footstool.

Mechanisms	Weight Capacity						
	20	25	35	40	50	60	70
Single Tilt in Space	✓	✓	✓				
Wallhugger Single Tilt in Space	✓						
Dual Tilt in Space	✓	✓	✓				
Dual	✓	✓		✓			
BLTR	✓	✓	✓	✓	✓	✓	✓

Facing page ▶

Cowbridge dual motor tilt in space standard size chair in Milano Tan 3085 fabric - range B

Modena

A simple contemporary design which can rise and recline comfortably.

Alternative
Modena design
with legs



Modena 2 seater with twin recline mechanisms in Ultima Chalk fabric (range C)

Complementary Furniture
The Modena range is available as a Riser Chair, 2 seater, 3 seater, static chair and footstool



◀ Facing page

Modena Swivel Rise and Recline Dual Tilt in Space chair in Ultima chalk fabric (range C)

The Modena Swivel Rise and Recline chair is only available in Standard size

Mechanisms	Weight Capacity						
	20	25	35	40	50	60	70
Single Tilt in Space	✓	✓	✓				
Wallhugger Single Tilt in Space	✓						
Dual Tilt in Space	✓	✓	✓				
Dual	✓	✓		✓			
BLTR	✓	✓	✓	✓	✓	✓	✓
Swivel Dual Tilt in Space	✓						

Monza Assist



The Monza Assist Riser Porter chair combines the functionality of a comfortable Rise and Recline chair with the added mobility of a wheeled Porter chair. The modern Monza style chair is narrow at the lower arm allowing the use of an Able Assist or Sara Steddy to get users close to the chair.

Ultima vinyl Crib 5 with waterproof vapour permeable 4 way stretch fabric on all contact surfaces.

Chair size range

		Petite	Compact	Standard
A	seat height	16"	18"	19"
B	seat width	18"	18"	20"
C	seat depth	18"	18"	20"
D	back height	27"	27"	30"
E	tilt / back angle	Single 25° / Dual 25° + extra 35°		
F	overall width	27"	27"	29"
G	overall depth	35"	35"	35"
H	overall height	39"	41"	44"
	weight capacity	20 stone		

Standard features

- Choice of Single or Dual Tilt in Space Rise and Recline actions
- Ultima vinyl Crib 5 with waterproof vapour permeable 4 way stretch fabric on all contact surfaces
- 3" diameter braked castors on all 4 wheels
- Memory Foam in the overlay gives superior comfort and medium risk pressure relief. There is an optional Coolgel Upgrade to high risk pressure relief.

Mechanisms	Weight Capacity			
	20	25	35	40
Single Tilt in Space	✓			
Wallhugger Single Tilt in Space				
Dual Tilt in Space	✓			
Dual	✓			
BLTR				



The arm design allows the user to get close to the chair and with it partially raised if necessary




High rise 'Get out' position




Comfortable Tilt in Space recline with high leg lift



Magnetic handset attachment



Compact lockable castors on all 4 wheels



Optional double lateral back



High back fixed chairs



Narberth
High back chair shown in Holland Park swirl cocoa (range b)

Harmony
High back chair with removable seat cushion shown in technical waterproof vinyl

All styles which show wood can be natural or dark coloured.



Pembroke
High back chair shown in Piazza1629 fabric (range C+)

Warwick
High back chair with filled in sides and arm pads. Chair shown in Montana floral oatmeal fabric (range B)



Chepstow Hospital Chair
Comfortable High back chair with removable seat cushion



Drop down arm option

Housekeeping wheels optional

Height adjustable legs

Action sofas

Sofas are available in any size, with different single or dual motor actions for recline only or rise and recline seating



3 seater sofa in reclined position

Mechanisms	Weight Capacity						
	20	25	35	40	50	60	70
Single Tilt in Space	✓	✓	✓				
Wallhugger Single Tilt in Space	✓						
Dual Tilt in Space	✓	✓	✓				
Dual	✓	✓		✓			
BLTR	✓	✓	✓	✓	✓	✓	✓

Sofa showing both actions in recline position



Sofa showing both actions in rise position



A sofa with rise action operates in an identical way to a normal chair

Alternate back styles

There are eight back cushion options which can be specified on Aberdare, Brecon, Conway, Denbigh, Hardwick, Harlech, Pershore chairs



Waterfall back



Soft button back



'T' back



'Dream' tall lateral back



Two piece lateral support back with central split.



One piece lateral support back with attached laterals.



Two piece lateral support back with separate upper waterfall cushion.



One piece lateral support back with separate laterals attached with Velcro

Riser Recliner mechanisms

Primacare offer the most extensive range of mechanisms in the UK which gives you the choice to find the perfect position for relaxing and that extra help when standing. More information and videos are available on our website www.primacare.co.uk

Single motor Tilt-In-Space

A quiet smooth recline action with a zero gravity no shear motion. The powerful 6kn motor lifts with a 'tilt in space' motion. This action has three manually adjusted pivot positions allowing the chair to rise as shown or to a near horizontal rise position.



Reclined position



Semi-reclined



Normal sitting position



High raised position for easy entry and exit

Wall-hugger Tilt-In-Space

This action moves the chair forward away from the wall as the chair tilts in space as it reclines. The benefits of no stress on the occupant during recline is now possible in a confined space. The chair needs only be positioned 6" (150mm) from the wall. One added benefit of this type of wallhugger action is that it is extremely stable when in the rise position.



Reclined position



Semi-reclined



Normal sitting position



High raised position for easy entry and exit

Dual motor standard action

A conventional recliner action where the angle between back and seat increases as the chair reclines.

Max weight 20 stone (127 kg).
2 year warranty on action & motor



Reclined position



Semi-reclined, separate control of back & leg rests



Normal sitting position



High raised position for easy entry and exit

Dual motor Tilt-In-Space

This action allows for individual adjustment of the back angle position, but allows the recline motion to operate in a tilt-in-space motion with no change to the seat/back angle during the recline movement. This ensures a comfortable no-shear feeling.



Reclined position



Semi-reclined, separate control of back & leg rests



Normal sitting position




High raised position for easy entry and exit

BLTR (Back, Leg rest & lift, Tilt)

The BLTR action allows the operator to individually control the Back, Legrest, Tilt and Back motors separately with an 8 button handset.



Reclined position



Tilt Back position. Footrest can be up or down




Normal sitting position. Like a normal dual action there is independent control of back and leg rests




Rise position. The action has 5" of vertical rise but can continue to a normal tilted rise position (not shown)

Variable angle lift (VAL)


Many standard height tilt-in-space actions can be supplied with variable angle lift.



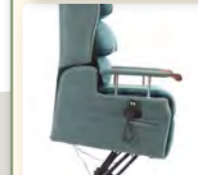
Altering the pin position on both sides of the action changes the angle of rise



30° seat incline, front of chair rises 5"



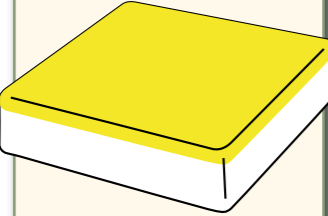
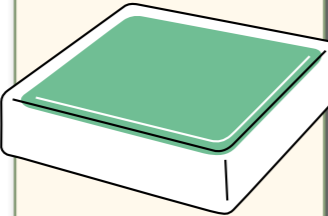
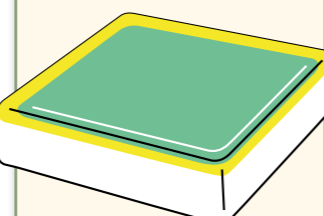
20° seat incline, front of chair rises 8"

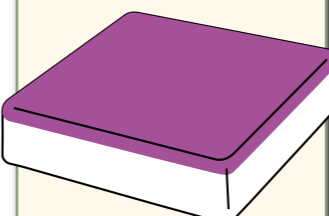
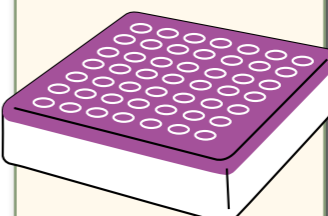
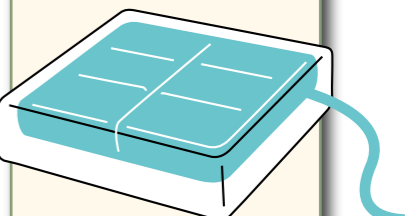



10° seat incline, front of chair rises 11"

Foams & Fillings

All standard Primacare chairs use high quality high density Reflex foam cushions. We use 4 different firmness grades to be able to personalise the chair. We also offer more advanced seating solutions where there is a risk of pressure sores. The seating options must be specified with stretch fabrics on the seating area to maximise the benefits of the cushions.

<p>Visco <i>Medium Risk</i></p>  <p>The Visco elastic heat sensitive layer is supported by high density Reflex foam. Body heat moulds the visco layer around any high pressure areas and the result is a stable cushion giving good postural support.</p>	<p>Primagel <i>High Risk</i></p>  <p>The cushion uses combustion modified high resilient foam with a profiled upper surface to increase pressure distribution, encasing a silicon gel sac, which dissipates pressure in high areas of loading.</p>	<p>Primagel+ <i>High Risk</i></p>  <p>The Primagel+ cushion uses the Primagel cushion with an added layer of visco elastic heat sensitive foam.</p>
---	--	--

<p>FlatGel <i>High Risk</i></p>  <p>The FlatGel cushion uses a Proprietary Silicon Polymer sheet over a high density reflex foam. The Gel has the same physical characteristics as human fat tissue and the softness stays unchanged at any temperature. The polymer is a solid which will not leak if punctured. It is Hypoallergenic – it does not contain latex or isocyanates and it is odourless. Because of its stability with temperature changes this cushion offers excellent constant postural support over many hours.</p>	<p>CoolGel <i>High / Very High Risk</i></p>  <p>The Coolgel cushion uses a Proprietary Silicon Polymer sheet over a high density reflex foam. The Gel has the same physical characteristics as human fat tissue and the softness stays unchanged at any temperature. The polymer is a solid which will not leak if punctured. It is Hypoallergenic – it does not contain latex or isocyanates and it is odourless. The Coolgel has circular discs of polymer which allows air to circulate between the cells to minimise heat and moisture build up. An even pressure distribution contours to the underlying surface so this cushion can be used all day and still retain its stability.</p>	<p>Alternating Air Cushion <i>High / Very High Risk</i></p>  <p>The alternating air cushion uses an air pump to continuously inflate and deflate 6 dynamic air cells controlled on a 9minute 36second cycle. At any one time 4 of the cells are inflated bringing pressure relief to the other areas. A 240V electrical supply is required for the pump which is usually positioned next to the chair.</p>
---	---	--



Fabrics

Primacare offer a massive range of fabrics and have an extensive network of suppliers throughout the UK. We can supply chairs in any type of fabric, including soft luxurious chenilles, leathers, high performance fabrics and other specialist waterproof anti MRSA fabrics.

We can also use Customers Own fabrics as long as it passes UK fire regulation testing. Our dealers and fabric suppliers have swatches and can source all samples.

More information can be found on our website www.primacare.co.uk

Range B: Choice of 80+ General Domestic fabrics available to order in approximately three weeks.

Range C: Severe Contract hard wearing fabrics and waterproof anti-microbial anti-MRSA fabrics to CRIB5 fire retardant standards.

Specialist: primacare can offer any chair in upgraded fabric from ranges and manufacturers such as, Panaz, Boltaflex, CTP, Microcare, Panvelle Stretch and Vyflex.

Leather: All primacare chairs can be made in soft leather in a wide choice of colours.



Accessories

Standard chairs are supplied with simple push button controllers and 24 volt transformers with emergency recovery. Optional extras include full battery back up, hazard sensors (anti-entrapment) and massage and heat pad systems



10 motor massage & heat pad system



Arm protectors - knuckle arm



Arm protectors - scroll arm



Optional Heal Support available with a new action - 25 stone



Drop arms for side transfer



Full battery back-up



Electrical anti-entrapment safety cut out strip



Barrier fabric enclosure



Neck Pillow



Reading light



iPad table



Head Cushion

Express Chairs

The Dream Collection

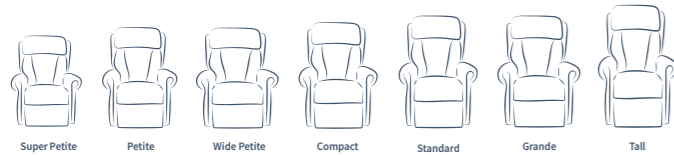
If you choose either the Brecon or Aberdare model in one of these fabrics it could be made and delivered to you within days.

4 Step easy ordering...

Step 1 Choose your style...

Brecon - waterfall back Aberdare - button back Dream - lateral back

Step 2 Choose your size...



	Weight Limit	Seat Height	Seat Width	Seat Depth	Back Height	Arm Height
Super Petite	15 stone	16"	18"	20"	27"	7"
Petite	15 stone	16"	18"	18"	27"	7"
Wide Petite	15 stone	16"	22"	20"	27"	7"
Compact	20 stone	18"	18"	18"	27"	7"
Standard	20 stone	19"	20"	20"	30"	7"
Grande	20 stone	19"	22"	20"	30"	7"
Tall	20 stone	21"	20"	22"	33"	7"

Step 3 Choose your colour...



Step 4 Choose your action...

Single motor tilt-in-space

Dual motor tilt-in-space



Brecon • Waterfall back in plain cocoa



Aberdare • Button back in floral oatmeal



Dream • Double waterfall lateral back in weave grey

The Dream Collection chair is an electric rise and recline chair which delivers superb comfort at very affordable prices.

Standard Features

- Made in Britain
- Hardwood frame
- 20 stone (127kg) capacity metal action
- 5 year warranty on metal action and motor/actuator
- Emergency recovery batteries as standard
- Full length side pocket and handset loop
- waterfall back cushions removable and re-positionable

Optional Extras

- Both Electric Lumbar and Headrest Mechanism
- Electric Headrest mechanism only
- Electric Lumbar mechanism only



Optional Electric Headrest

Despatch from factory normally within 2 working days

Ask your Primacare distributor for full details.

Do you need your chair quickly?

Brecon & Monza

Contract Express Chairs

Both chair styles come in 3 sizes, 3 colour ways and 3 action types and can be delivered very quickly.

The action types available are single Tilt in Space, Dual Motor and Dual Tilt in Space, all with a 20 stone weight capacity.

Both chairs come as standard with fabrics to Crib 5 standard allowing their sale to and use in Care Homes and Hospitals.

Both chairs come with a removable seat system and 3 waterfall back cushions which can easily be adjusted to improve the comfort of the chair. Medium risk pressure relief foam is supplied as standard but the chairs can be specified with all pressure management options listed at the front of the brochure.



Monza Contract Express



Brecon Contract Express



The seat quilt is fully removable giving access to the seating module. This can be upgraded at a later date with other pressure management options



Atlantic / Navy



Black / Black

Optional Coolgel cushion for High Risk Pressure Relief

Chair size range

		Petite	Compact	Standard
A	seat height	16"	18"	19"
B	seat width	18"	18"	20"
C	seat depth	18"	18"	20"
D	back height	27"	27"	30"
E	back angle	Single 25° / Dual 25° + extra 35°		
F	overall width	27"	27"	29"
G	overall depth	35"	35"	35"
H	overall height	39"	41"	44"

Monza arm is narrower at the base allowing easier access for hoists and steadies

Standard features

- Ultima Vinyl Crib 5 outer with waterproof vapour permeable 4 way stretch fabric to the seat, legrest and back cushions
- Removable seat system with visco medium risk pressure relief foam in the seat quilt
- Waterfall back cushions are removable and re-positionable

The chairs shown on this page are the express quick delivery options. All these chairs can be supplied in any colour and size options

Specialist chairs

In addition to the Home Comfort range of furniture shown in this brochure, Primacare also have a Specialist Healthcare range of chairs which are very popular in Hospital, Hospice and Care Home environments.

Supreme Adjusta



Penarth chair bed



Adelphi



Alpha Plus





Certificate no:11186 ISO9001

Your Primacare distributor

Updated November 2024

primacare

Primacare Ltd
Unit 26, Heads of the Valleys Industrial Estate
Rhymney, Tredegar. NP22 5RL

telephone (01685) 845900
info@primacare.co.uk