

Prescription bariatric wheelchair

Designed for users up to 39 Stone (250kg)

39 stone (250kg)



The Condor is an aluminium wheelchair with a unique folding mechanism which allows it to carry 39 Stone (250kg).

The Condor is a highly adjustable wheelchair that can be configured to suit the user.

Adjustments include; seat to ground, rear wheel position, backrest angle, armrest height and seat depth.

It is also a great looking wheelchair why not try it at your local Karma retailer?

Prescription based seat and back system.

Seat Widths

22" , 24" , 26" , 28" , 30"

Back heights

A: 16" , 17" , 18"

B: 18" , 19" , 20"

1 Back angles adjustment

-5° , 0° , +5° , +10° , +15°

2 Seat Depths

18" , 20" , 22" , 24"

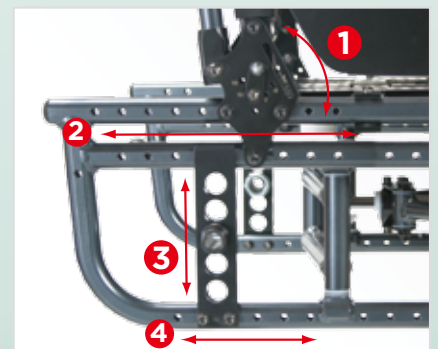
3 Seat to Ground Heights

15.5" ~ 19.5"

4 Adjustable rear wheel position

Rear wheels height and depth adjustable

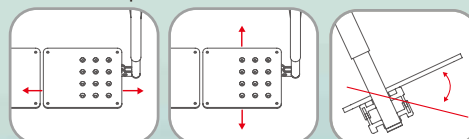
5 Adjustable footplates



• Folding frame













• Flip back and detachable armrests



• Footrests are a multi-directional adjustable footplate.

Specifications

Model	Width	F/R wheels											Max. User Weight
KM-BT10	22"	200x50/24"	56	46/51	78	46	25	118	47	46/48.5/51	97/99.5/102	30.2	250
	24"	200x50/24"	61	46/51	83	46	25	118	47	46/48.5/51	97/99.5/102	31.0	250
	26"	200x50/24"	66	46/51	88	46	25	118	47	46/48.5/51	97/99.5/102	31.8	250
	28"	200x50/24"	71	56/61	93	46	25	123	49.5	46/48.5/51	99.5/102/104.5	33.5	250
	30"	200x50/24"	76	56/61	98	46	25	123	49.5	46/48.5/51	99.5/102/104.5	34.3	250

* KARMA reserve the right to modify information herein without further notice.

±1cm ±0.5kg

Features

1. Maximum user weight 39 Stone (250kg).
2. Folding aluminium frame for transport and storage.
3. Adjustable rear wheel position.
4. Detachable flip back armrests.
5. Ergonomic arm pads.
6. New footrest hanger release mechanism.
7. Adjustable footplates.
8. Slowing and parking brakes.
9. Bracing bar that can be used to push the wheelchair.
10. Unique anti tip / tipping lever.
11. Highly adjustable seat and backrest.

Options

Options accessories:

- Quick release rear wheel
- Height adjustable armrests
- Elevating legrests

Miscellaneous Accessories:

- IV Pole
- Oxygen Bottle Holder

Sold and serviced by:

104-405A3 Rev.00 OCT. 2011