



REHASENSE



ICON
Mobility System



ICON 30

ALUMINUM LIGHTWEIGHT FOLDING
WHEELCHAIR FOR ACTIVE USE

Icon 30 high performance, light weight, aluminium folding wheelchair with the greatest range of set up options of the closed frame chairs to meet the active Self Propelling user's needs.

ICON 30



REHASENSE

ALUMINUM LIGHTWEIGHT FOLDING WHEELCHAIR FOR ACTIVE USE

The **Icon 30** is part of the modular Icon Mobility System within the group of Icon wheelchairs with interchangeable parts. The Icon 30 meets the wishes and requirements of a varied group of users. The many adjustment options offer the possibility to adapt the chair to the wishes of the therapist or the individual wishes of the user. The design has a sideward locking mechanism for the legrest to provide a clear front to avoid hooking and damaging of clothes, limbs or furniture.



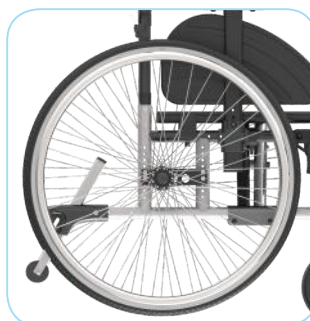
12" Transit Propulsion



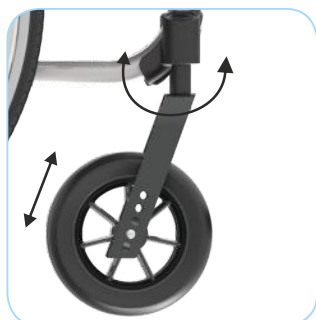
Legrests "swing-in swing-out, swing under", detachable. Flip up, angle adjustable footplates with heel band.



Drop-in armrests with side guards, easy to remove for transfers. Height adjustable.



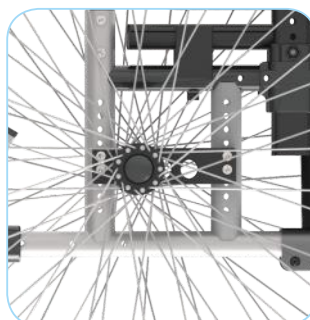
Solid puncture proof rear wheel with grab ring. Easy to disconnect with the quick-release axle.



Angle adjustable front fork for perpendicular adjustment of the bearing house to the floor to optimize driving performance.



Slide up height adjustable anti-tip combined with step assist for easier tipping backwards.



Multiple rear wheel positions for variation in depth and height



Standard hand brakes push to brake.



Includes folding backrest



Elevating legrests.
Amputee legrests.

TECHNICAL DETAILS

Colour:
Silver and Black

Safe weight limit:
22 st / 140 kg

Weight:
2,5 st / 15 kg *)

Transportation weight:
1 st / 7,0 kg *)

Backrest height:
16,5" / 42 cm

Seat height:
19" / 48 cm

Total length:
40" / 101 cm

Length without legrests:
30" / 76 cm

Height folded:
37" / 91 cm

Height with backrest folded:
30" / 70 cm

Width folded:
14" / 34 cm

Article codes:
AWCC02-LE: 16"/ 40 cm
Self propelling
AWCC04-LE: 18"/ 45 cm
Self propelling
AWCC12-LE: 16"/ 40 cm
Transit propulsion
AWCC14-LE: 18"/ 45 cm
Transit propulsion

*) values for mid-size values

ACCESSORIES

The **Icon 30** is CE-marked and fulfils the requirements of EU directive 93/42 EEC for medical devices.

Copyright © Rehasense® 2019

Rehasense UK
Mobility House
Marsh Lane Industrial Park
Hayle, Cornwall
TR27 5JR