

Drive
DeVilbiss
Paediatric
Range



drive

DeVilbiss
HEALTHCARE

www.drivedevilbiss.co.uk



Seat2Go Positioning Seat

A lightweight, soft, padded positioning seat for children who need support while sitting on the floor, at the table or at play. It is simple to use in a home, school or when travelling.

- › Contoured seat prevents child from sliding forward and improves seating position
- › 95° seat to back angle provides stable upright support
- › Double padded strap trunk support belt helps maintain comfortable upper body balance
- › Two sets of straps secure Seat2Go to any chair for safe use
- › When not in use, seat straps can be stored out of the way under seat behind a clear flap and back straps in the back pocket
- › Can be used as an insert in a single or double stroller
- › Optional padded headrest can be fitted and height adjusted tool free to provide adaptable neck and head support
- › Optional soft touch abductor can be easily fitted to separate legs and maintain correct posture; tool free depth adjustment accommodates different child sizes



Height Adjustable Headrest

Depth Adjustable Abductor



CODE	DESCRIPTION
CRS8025	Abductor for CRS 2000 & CRS 3000
CRS8000	Headrest for CRS 2000 & CRS 3000
CRB2000	Seat 2 Go Back Support

CODE	DESCRIPTION	WIDTH	DEPTH	HEIGHT	WEIGHT	WEIGHT CAPACITY
CRS2000	Positioning Seat - Small	20cm (8")	23cm (9")	30cm (12")	2kg (5lb)	22kg (50lb)
CRS3000	Positioning Seat - Medium	30cm (12")	30cm (12")	36cm (14")	3kg (7lb)	34kg (75lb)

Trotter Mobility Chair



The Trotter is a lightweight portable positioning chair that provides transport solutions for parents and children. A wide range of options provide custom positioning for your individual needs and its simple adjustments allow the Trotter to grow with your child.

- > Lightweight folding frame with closure strap that holds the chair shut when folded
- > Black machine washable fabric
- > Crash tested for transit. The Trotter has passed a dynamic crash test done with a 59kg (9st) front facing occupant tested at 30 mph
- > Adjustable seat angle - 15° and 22°
- > Adjustable back angle - 85°, 90° and 95°
- > 20cm (8") front castors and 25cm (10") rear wheels with toggle lock
- > Adjustable seat depth
- > Positioning pelvic belt and five point "H" harness with padded strap covers. The reversible padded strap and covers increase comfort, one side is imitation lamb's wool and the other is velour
- > Swing-away footrests are independently adjustable and removable



Crash Tested

CODE	DESCRIPTION	SEAT WIDTH	SEAT DEPTH	BACK HEIGHT	SEAT TO FLOOR	PRODUCT WEIGHT	WEIGHT CAPACITY
TR 1200	Trotter Mobile Positioning Chair 12"	30cm (12")	30cm - 35cm (12" - 14")	51cm (20")	56cm (22")	15.1kg (33lb)	34kg (5st)
TR 1400	Trotter Mobile Positioning Chair 14"	35cm (14")	33cm - 38cm (13" - 15")	58cm (23")	56cm (22")	16.3kg (36lb)	45.4kg (7st)
TR 1600	Trotter Mobile Positioning Chair 16"	41cm (16")	35cm - 41cm (14" - 16")	61cm (24")	56cm (22")	16.5kg (36lb)	77kg (12st)
TR 1800	Trotter Mobile Positioning Chair 18"	46cm (18")	38cm - 43cm (15" - 17")	64cm (25")	58cm (23")	16.8kg (37lb)	113.4kg (18st)

Accessories



- 1. HEADREST EXTENSION**
Black nylon fabric Headrest Extension is width and height adjustable. It provides additional head support for taller users.
CODE: TR8021
- 2. UTILITY BAG**
Zippered bag hooks on to the back of the Trotter mobility chair.
CODE: TR8023
- 3. FULL TORSO VEST**
Adjustable vest provides support and maintains proper body posture and alignment. It replaces the "H" Harness.
CODE: TR8025
- 4. FOOT & ANKLE POSITIONER**
Foot and ankle straps provide adjustable support and positioning.
CODE: TR8028
- 5. BUS TRANSIT TIE-DOWNS**
Four tie-down brackets allow the Trotter to be used for transit.
CODE: TR8029

- 6. CANOPY**
Height adjustable and removable canopy provides protection from sun or rain and includes a clear flap-covered observation panel.
CODE: TR8026
- 7. LATERAL SUPPORT & SCOLI STRAP**
Adjustable and removable strap provides lateral support. It can be pulled to one side for Scoliosis correction.
CODE: TR8027
- 8. PADDED HEADREST WING**
Height adjustable headrest wing provides lateral support for the head.
CODE: TR8022
- 9. UPPER EXTREMITY SUPPORT TRAY**
Trays feature a safety lip and are easy to clean. Provides trunk stabilization and are great for feeding.
CODE: TR8024

6




7



8



9



Kanga Wheelchair



The Kanga Wheelchair is a lightweight, aluminium tilt-in-space paediatric chair designed for children with mild to moderate positioning needs. It is bus transportable and can be folded for easy transportation and storage, and has been designed with a built-in growth frame for maximum flexibility.

- > Durable lightweight aluminium frame
- > Built-in growth frame is width adjustable and can be configured for 25cm (10"), 30cm (12") and 36cm (14"). Seating system and positioning accessories must be changed accordingly
- > Height and angle adjustable flip back armrests to facilitate side transfers
- > Height adjustable push handles to suit attendant requirements
- > Tilt-in-Space up to 45° provides pressure relief and more positioning options
- > 15cm (6") adjustable seat depth to suit user requirements
- > Seat to back angle adjustment allows the user to find their most comfortable position
- > Angled seat to prevent forward sliding for added safety of the child
- > Swing away, height adjustable footrests with foot and ankle positioner to assist transfers
- > Angle adjustable footplates provide comfortable support for legs and feet
- > 51cm (20") rear semi pneumatic quick-release wheels
- > Frame accommodates most custom rehab seating and positioning systems
- > Kerb assist levers to support mounting kerbs
- > Height adjustable anti-tippers provide stability and security
- > Crash tested and meets bus transit requirements
- > Folds for easy storage and transportation

PICTURED –
 KGP800 – Kanga Frame
 KG1232 – Back for 30cm (12") Frame
 KG1233 – Seat for 30cm (12") Frame
 KG1245 – Footrest for 30cm (12") Frame




CODE	DESCRIPTION	OPEN WIDTH	CLOSED WIDTH	DEPTH	SEAT WIDTH	SEAT HEIGHT	SEAT DEPTH	WEIGHT	WEIGHT CAPACITY
KGP800	Kanga Frame - 25cm (10"), 30cm (12") and 36cm (14")	46 - 56cm (18 - 22")	30cm (12")	94cm (37")	25-31cm (10-12")	52cm (20.5")	29 - 34cm (11.5 - 13.5")	21kg (47lb)	90kg (14st)

Accessories



- 1. CANOPY**
 - > Height adjustable canopy provides protection from sun and/or rain
 - > It features a clear flap-covered observation panel**CODE: KG8026**
- 2. UPPER EXTREMITY SUPPORT TRAY**
 - > Tray attaches onto armrest and is height and angle adjustable
 - > Provides trunk stabilization and an easy-to-clean surface with a safety lip
 - > Ideal for school, play and feeding**CODE: KG8024**
- 3. HEEL / TOE STRAPS**
 - > Adjustable heel and toe loops for the Kanga footrests**CODE: KG8045 (PAIR)**
- 4. SEAT**
 - > Adjustable heel and toe loops for the Kanga footrests**CODES: KG1033 (10" FRAME)**
KG1233 (12" FRAME)
KG1433 (14" FRAME)
- 5. HEADREST**
 - > Height-, depth- and angle-adjustable
 - > Three-knuckle joints allow for easy adjustments
 - > Adaptable to any solid back wheelchair**CODE: KG8000**
- 6. BACK**
 - > Height-, depth- and angle-adjustable
 - > Three-knuckle joints allow for easy adjustments
 - > Adaptable to any solid back wheelchair**CODES: KG1032 (10" FRAME)**
KG1232 (12" FRAME)
KG1432 (14" FRAME)
- 7. LATERAL SUPPORT**
 - > Assists in stabilization and alignment of trunk and pelvis**CODE: KG1038**
- 8. POSITIONING BELT**
 - > Adjustable five-point harness with quick-release clasp
 - > Fastens over the shoulders, around the waist and attaches to the back of the wheelchair with hook and loop fastener
 - > Designed to aid in proper positioning, comfortable for all day use**CODE: KG1042**
- 9. ABDUCTOR**
 - > Depth-adjustable abductor is used to position user's knees and keep them apart if necessary**CODE: KG1041**
- 10. HIP ADDUCTORS**
 - > Insert at the slots on both sides of wheelchair to control lower extremity positioning
 - > It prevents adduction of user's legs**CODE: KG1040**
- 11. FOOTRESTS**
 - > Swing-away hangars with footplate. Footplates are angle adjustable**CODES: KG1045 (PAIR, 10" FRAME)**
KG1245 (PAIR, 12 & 14" FRAME)



Nimbo Lightweight Posterior Posture Walker



Accessories



The Nimbo Posture Walker supports the user from the rear encouraging upright posture and trunk extension, suitable for children with Cerebral Palsy and other neurological conditions.

- Sturdy, yet lightweight aluminium frame is available in attractive bright colours
- Tool free height adjustment
- Latex free handles with flanged ends allow comfortable, firm handgrip
- Soft rubber wheels adhere to any surface and prevent Nimbo from sliding backwards
- One directional rear wheels with aluminium ratchet and pin mechanism
- Anti-reverse override bracket disengages the one directional rear wheels allowing forward & reverse mobility
- Front swivel wheels enhance manoeuvrability and ease of turning
- Locking mechanism easily switches front wheels from swivel to non swivel for greater control
- Each wheel is independently adjusted for flexibility
- Skid-resistant, non marking and easy rolling wheels ease manoeuvrability and increase stability
- Folds easily for convenient storage and transportation
- Available in five sizes with a range of optional accessories
- 2 year limited warranty



CODE	DESCRIPTION	HANDLEBAR HEIGHT RANGE	WIDTH OPENED AT BASE	WIDTH INSIDE HANDLE GRIP	DEPTH OPENED AT BASE	WEIGHT	WEIGHT CAPACITY
KA1200N	Posture Walker - Tyke, Goldenrod Yellow	39 - 50cm (15.5" - 19.5")	61cm (24")	34cm (13.5")	51cm (20")	4kg (9lb)	34kg (5st)
KA2200N	Posture Walker - Junior, Lime Green	48 - 64cm (19" - 25")	61cm (24")	34cm (13.5")	69cm (27")	5kg (10lb)	39kg (6st)
KA3200N	Posture Walker - Youth, Cornflower Blue	50 - 77cm (23" - 30.5")	66cm (26")	38cm (15")	79cm (31")	6kg (13lb)	68kg (11st)
KA4200N	Posture Walker - Young Adult, Midnight Blue	71 - 91cm (28" - 36")	67cm (26.5")	42cm (16.5")	86cm (34")	6kg (14lb)	86kg (14st)
KA5200N	Posture Walker - Adult, Flame Red	92 - 104cm (36" - 41")	74cm (29")	46cm (18")	94cm (37")	7kg (16lb)	113kg (18st)


1



2



3



4



5



6



1. FOREARM PLATFORM

Constructed of lightweight aluminium and height/depth adjustable. The handgrips extend forward or back to the position needed, supinate, pronate and are angle adjustable. Each side is individually adjustable to allow custom positioning. The platforms Velcro straps prevent the arms from slipping. They can be mounted either towards the inside or outside of the walker for lateral adjustment. Spacers are included for additional lateral range.

CODES: KA1035FFPS (SMALL)
KA1035FPL (LARGE)

2. PELVIC STABILIZER

The pelvic stabilizer is adjustable in width/height and features back & lateral pads and a support belt. It is recommended for users who have an asymmetrical posture when standing or walking and therefore, cannot stay centered in the walker.

CODE: KA1050

3. SEAT & SEAT HARNESS

Seat mounts on standard walker. They fold up for standing and walking and fold down for convenience.

Adjustable sling seat supports the user that cannot stand completely on their own.

CODES: KA1285 (SEAT FOR KA1200N)
KA2285 (SEAT FOR KA2200N)
KA3285 (SEAT FOR KA3200N)
KA4285 (SEAT FOR KA4200N)
KA5285 (SEAT FOR KA5200N)
CE1070S (SEAT HARNESS FOR KA1200, KA2200 AND KA3200)
CE1070L (SEAT HARNESS FOR KA4200 AND KA5200N)

4. 9" OUTDOOR WHEELS

CODES: KA8100
(PAIR FOR KA2200 - KA5200)
KA8100S (PAIR FOR KA1200)

5. DIAL-A-SPEED TABS

Provides variable resistance on one or both rear wheels. They allow user to control gait trainer speed and aligns asymmetrical gait patterns.

CODE: KA1400 (PAIR)

6. BUMPER GUARDS

CODE: KA8000 (PAIR)

Trekker Gait Trainer




The Trekker Gait Trainers offer varied levels of support for children who require assistance with walking.

- Encourages early cognitive and learning development
- Cardiopulmonary strengthening and conditioning
- Reduces flexion contractures to enhance movement
- Increases spatial awareness and head control to achieve independent ambulation
- Teaches individual to take steps without assistance
- The posterior and anterior models are each available in three sizes
- Height adjustable in 2.5cm (1") increments to suit user
- Can be used in the anterior and posterior position providing flexibility for the user
- Locking mechanism easily switches wheels from swivel to non-swivel for greater control
- Variable resistance to control the speed of the wheel's rotation
- Brakes to lock the wheels providing stability
- Directional lever allows both forward and reverse mobility or only forward mobility
- Junior & Youth Trekkers fold easily for storage and transportation
- Accessories mount tool free onto the frame
- Various optional accessories are available and can be removed or added according to the individual user's needs and abilities



CODE	DESCRIPTION	ADJUSTABLE HEIGHT	OVERALL WIDTH	WIDTH BETWEEN HANDLEBARS	OVERALL LENGTH	WEIGHT CAPACITY
TK1000	Tyke - Orange	34-47cm (15-18.5")	56.5cm (22.25")	32cm (12.5")	81cm (32")	34kg (5st)
TK2000	Junior - Green	53-66cm (21-26")	62cm (24.5")	43cm (17")	79cm (31")	68kg (11st)
TK3000	Youth - Blue	74-99cm (29-39")	67cm (26.5")	46cm (18")	94cm (37")	90kg (14st)

Accessories



1. HANDGRIPS

Handgrips can be mounted anywhere on the handlebar and they are height adjustable and rotate.

CODE: TK1045

2. FOREARM PLATFORM

- Height & depth adjustable
- Platforms can rotate, supinate and pronate
- Handgrips extend forward and backward, supinate, pronate and are angle adjustable
- Can be mounted anywhere on the handlebar
- Can be mounted facing toward the inside or outside of the handlebar for lateral adjustability
- Contoured armrest with arm and wrist straps

CODE: TK1035S / L (SMALL / LARGE)

3. ANKLE PROMPTS

Used for patients with spasticity, poor motor control, ataxia and excessive adduction. Length adjustable, padded ankle straps maintain legs and/or feet in abduction and prevent scissoring. Spring clips control stride length.

CODES: TK1060S (FOR TK1000)
TK1060M (FOR TK2000)
TK1060L (FOR TK3000)

4. HIP POSITIONER & PAD

Height adjustable seat harness positions hip and pelvis and allows user to shift weight from one leg to the other. Shorten length of straps to assist in weight bearing or lengthen straps to use as a safety sling. Position of straps on handlebar will affect user's pelvis position. Removable pad provides cushioned comfort.

CODE: TK1070S / L (SMALL / LARGE)

5. TRUNK SUPPORT

- Secures the torso at desired angle
- Height, depth, width and angle adjustable
- Padded for cushioned comfort
- Stays open for easy transfers
- Can be mounted towards the inside or outside of handlebar
- Straps adjust the fit and the forward leaning and angle of the user

- In its lowest position, can be used as pelvic positioner
- Adjustments can be made while user is in the gait trainer

CODES: TK1080S (SMALL)
TK1080M (MEDIUM)
TK1080L (LARGE)

6. THIGH PROMPTS

- Height adjustable
- Can be positioned further from or closer to the user to limit adduction/abduction
- Moves with user's gait pattern allowing weight shifting from one leg to the other
- Prevents leg scissoring

CODE: TK1090S / L (SMALL / LARGE)

7. HAND LOOPS

The angle-adjustable hand loop can be mounted anywhere on the top bar of any size Trekker. It provides assurance and stability and can be used individually or as a pair.

CODE: TK1010

8. GUIDE BAR

The Guide Bar is mounted on the centre front of the top bar of any size Trekker. It can be rotated 180° to either pull from the front or push from behind the Trekker. It allows the therapist and caregiver to provide necessary assistance.

CODE: TK1020

SEAT HARNESS

Adjustable sling seat supports the user that cannot stand completely on their own.

CODE: CE1070S / L (SMALL / LARGE)

Otter Bathing System



The Otter Range Bathing System has been designed to give postural support for a child in the bath or in the shower.

- › Durable plastic frame is lightweight for carrying with easy to clean surfaces
- › Soft fabric gives comfortable support and is easily removable for machine washing
- › Seat fabric can be slipped off to bathe a child sitting on bottom of bath, supported by the chair back
- › Seat and back are angle adjustable and have five angle adjustments at 0, 22.2°, 45°, 67.5° & 90° to suit postural support requirements of user
- › Adjustable slip resistant legs increase stability and raise chair up to 18cm (7") to facilitate transfers and accommodate carer's ideal working height
- › Height can be adjusted with child in chair for ultimate flexibility
- › Uni-Bars allow seat and back angle adjustments to be made effortlessly and tool free with one hand
- › Leg straps enable abduction and adduction for optimum postural control
- › Two positioning straps secure child for safety
- › Head cushions are height and width adjustable without tools and provide support and comfort
- › Can also be used as lateral supports for maintaining straight-line upper body balance
- › Folds flat for easy storage and transportation
- › 2 year limited warranty



CODE	DESCRIPTION	SEAT WIDTH	SEAT DEPTH	BACK HEIGHT	SEAT HEIGHT	USER HEIGHT (APPROX)	WEIGHT CAPACITY
OT1000	Otter Bathing System - Small	37cm (14.5")	33cm (13")	45cm (18")	5cm - 18cm (2" - 7")	Up to 91cm (36")	30kg (5st)
OT2000	Otter Bathing System - Medium	37cm (14.5")	33cm (13")	64cm (25")	5cm - 18cm (2" - 7")	81 - 127cm (32" - 50")	60kg (9.5st)
OT3000	Otter Bathing System - Large	37cm (14.5")	42cm (16.5")	81cm (32")	5cm - 18cm (2" - 7")	117 - 173cm (46" - 68")	80kg (12.5st)

Accessories



1



2



1. TUB STAND

One stand for all three Otter sizes!
The bath stand raises the Otter height to a convenient height for easier transfers.

- › Slip-resistant legs
- › Legs fold flat for storage
- › Quick-release locks allow chair to be easily attached or removed
- › Height adjustable 5"-10" (12-25cm)

CODE: OT8010

2. SHOWER STAND

One stand for all three Otter sizes!
The shower stand raises the Otter to the standing height of the caregiver.

- › Sturdy aluminium stand
- › Swivel locking castors
- › Quick-release locks allow chair to be easily attached or removed
- › Ships unassembled (Assembly available at additional charge)

CODE: OT8020

3. LATERAL SUPPORTS

- › Wedges and adjustable strap provide additional lateral support for upper body
- › Can be attached to backrest at different heights as required

CODE: OT8000

4. SOFT FABRIC KIT

The Otter Bath Chair Soft Fabric has some give for greater comfort, moulding around the child to give support.

- › Comes complete with trunk and leg straps for variable postural control
- › Extra padding between the fabric and chair frame to minimise potential impact injuries

CODES: OT1002 (FOR OT1000)
OT2002 (FOR OT2000)
OT3002 (FOR OT3000)

3



4



Dolphin Bath Seat and Stand



- › Durable aluminium frame is lightweight for carrying with easy to clean surfaces
- › Designed to give postural support for a child in the bath
- › Frame is covered in a quick-drying cream padded soft fabric
- › Soft fabric gives comfortable support and is easily removable for machine washing
- › Seat and back angle adjust independently to gain the most comfortable position to suit postural support requirements of user and attendant
- › Seat has 5 tilt positions at 0, 22.2°, 45°, 67.5° & 90°, and the back support has 10 angle positions including Trendelberg to provide the most comfortable position for the child
- › Includes two adjustable positioning belts and headrest to secure child for safety, comfort & support
- › Head cushions are height and width adjustable without tools and provide support and comfort. Can also be used as lateral supports for maintaining straight-line upper body balance
- › Leg straps enable abduction and adduction for optimum postural control
- › Seat is adjustable in depth for flexibility when bathing
- › Slip resistant rubber feet increase stability
- › The Bath Stand can be used to raise the chair up to facilitate transfers and accommodate carer's ideal working height
- › Folds for easy storage and transportation
- › Fits standard baths
- › 2 year limited warranty



Slip resistant rubber feet



Height and width adjustable head cushions




Bath Stand To Fit Bath Seat (Code: DO2010WH)

CODE	LENGTH	WIDTH	SEAT DEPTH	HEIGHT (FROM FLOOR)	BACK HEIGHT	STAND (ADDS HEIGHT)	WEIGHT	WEIGHT (WITH STAND)	WEIGHT CAPACITY
DO20000WH	100 - 113cm (39.5" - 44.5")	43cm (17")	33 - 46cm (13" - 18")	15cm (6")	61cm (24")	28 - 46cm (11" - 18")	2.5kg (6lb)	4.5kg (10lb)	45kg (100lb)



Leaflet Code: LL130

For more information contact your local dealer:



drive

 **DeVilbiss**[®]
HEALTHCARE

www.drivedevilbiss.co.uk

 [@DriveDeVilbissMobility](https://twitter.com/DriveDeVilbissMobility)  fb.com/DriveDeVilbissMobility  youtube.com/DriveDeVilbissMobility