

# X Family<sup>2</sup>

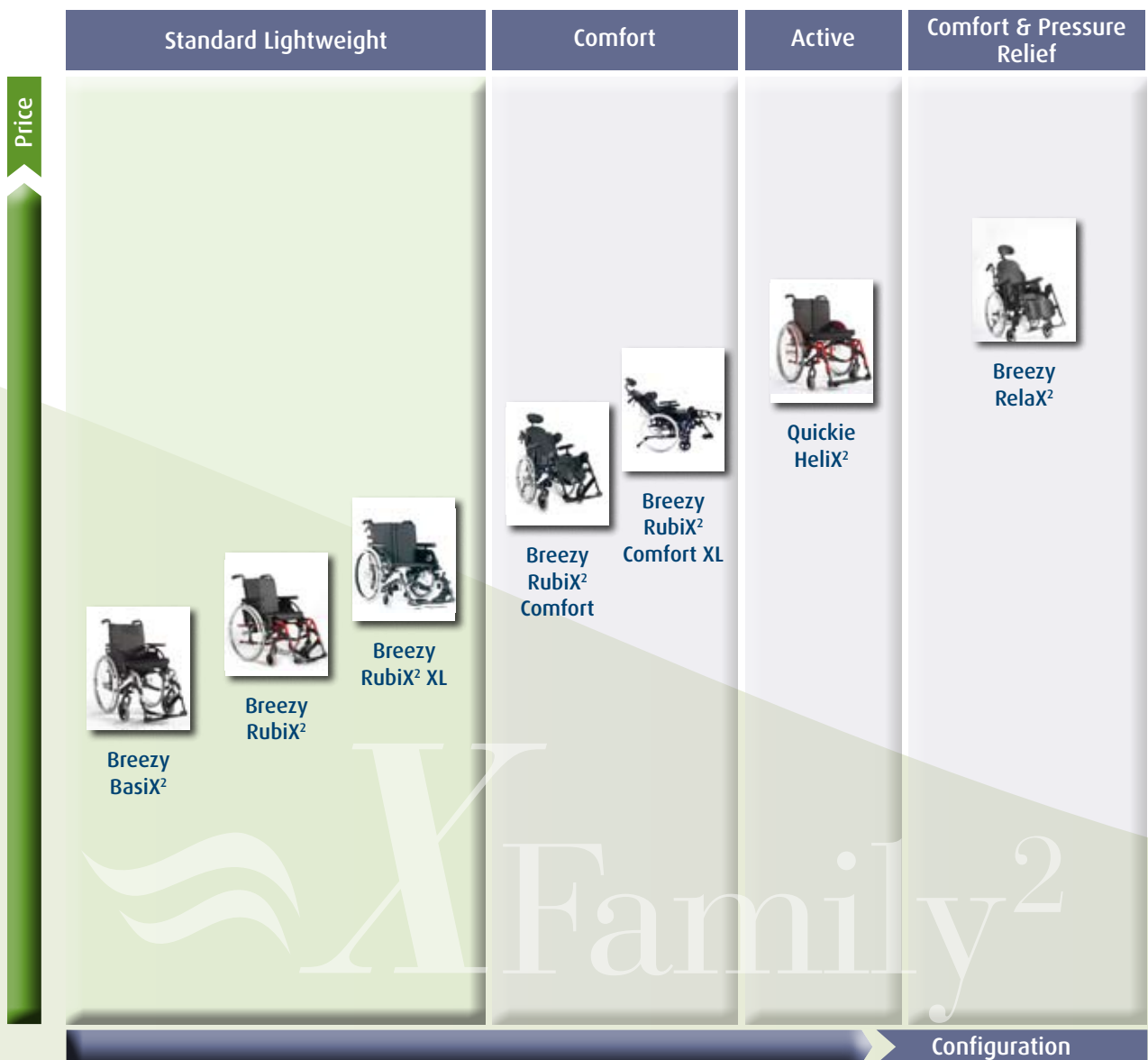


# New X Family<sup>2</sup>

Optimise your fleet management.

A choice of seven wheelchairs, created around one concept.

- Highly flexible configurations make the chairs easy to reconfigure and reissue
- Interchangeable parts deliver a cost-effective option from a spares perspective
- Quick and easy re-configuration, adjustment and retro-fitting
- Less time, less investment; more flexibility, more options, more efficiency!



# BasiX<sup>2</sup><sup>™</sup>

Improved adjustability and rigidity with a new modern look.



New improved frame offers more seat depth adjustment (41 to 46cm).



The tension adjustable backrest is now extendable from 41 to 46cm.



A new robust castor attachment offers more rigidity and an improved appearance.

# RubiX<sup>2</sup><sup>™</sup>

Meets a broad range of clinical needs including: hemiplegic specifications, angle adjustable and reclining backs, comfort seating.

This chair is able to match the needs of a wide range of users.



New robust three arm cross brace.



Comfort seat and reclining back (option) for increased sitting tolerance.



Tension adjustable four strap backrest extendable from 41 to 46cm.

# RubiX<sup>2</sup> XL

XFamily<sup>2</sup>

The RubiX<sup>2</sup> XL extends the user range for heavy duty users by offering seat widths up to 60cm with a 170kg user weight.



New robust castor attachment offers more rigidity and an improved appearance.

Robust reliable four arm cross brace.

Drum brake (option).

# Helix<sup>2</sup><sup>™</sup>

The configurable active chair designed for efficient fleet use, combining the strength of the Rubix<sup>2</sup> with lifestyle options.



Tension adjustable back sling and back height adjustment (35-50 cm) for optimal active ergonomics and comfort.



Angle adjustable back to match active and semi-active user requirements (option).



Choice of lightweight stylish wheels, castors and tyres for the more active user.

# RelaX<sup>2</sup><sup>™</sup>

# XFamily<sup>2</sup>

Modern looks combined with a high level of comfort and functionality. The RelaX<sup>2</sup> offers flexibility, adjustability and a wide range of options - a perfect mobility solution.



Infinitely reclining backrest for optimum positioning. Recline from 0° to 35°. Seat tilt from -3° to 25°.



Seat depth adjustable from 42 – 50cm.



New and improved elevating legrest for increased functionality and improved appearance.

# Accessories and seating

The X Family<sup>2</sup> comes with a wide range of options, settings and adjustments.



Height adjustable push handles



Reclining back (30° infinite adjustable)



Half folding back



Anti-tips (swing-away, adjustable)




Drum brake



Height adjustable armrest with sliding pad for long and short position



Elevating legrests



Foldable stabilizer bar



Stump pad



The X Family<sup>2</sup> is designed with optimal user comfort in mind. By combining different seats and backs the chairs can be customised to suit individual needs. The addition of the Jay range now makes it possible to optimise the user's position and properly support their posture.



The Jay Basic is designed for the symmetrical client with low skin risk who requires comfort and minimum postural support.



The Jay Soft Combi P cushion is designed for the client who has symmetrical posture and low risk of skin breakdown needing minimum to moderate postural support.



The Jay Easy Visco is a lightweight cushion with high level comfort and stability.



Shallow Contour  
(SC)

Mid Contour  
(MC)

Deep Contour  
(DC)

Posterior  
Deep Contour  
(PDC)

The J3 back is anthropometrically designed for support and positioning, with a wide range of shapes and sizes to match the user's clinical needs.

Available on the RubiX<sup>2</sup> and HeliX<sup>2</sup>.

# Manage your fleet easily and cost-effectively with the X Family<sup>2</sup>

With so many interchangeable components you can hold less stock, but still offer amazing flexibility.

	Breezy BasiX <sup>2</sup>	Breezy RubiX <sup>2</sup>	Breezy RubiX <sup>2</sup> XL	Breezy RubiX <sup>2</sup> Comfort	Breezy RubiX <sup>2</sup> Comfort XL	Quickie Helix <sup>2</sup>	Breezy Relax <sup>2</sup>
Footrest	●	●	●	●	●	●	●
Elevating legrest	●	●	●	●	●	●	●
Stump pad	●	●	●	●	●	●	●
Armrest	●	●	●	●	●	●	-
Height adj. sideguard standard version	●	●	●	●	●	●	-
Height adj. sideguard central support	●	●	●	●	●	●	●
Wheel lock	●	●	●	●	●	●	-
Brake lever extension	●	●	●	●	●	●	-
6"/8" castors	●	●	●	●	●	●	●
Std. 22" / 24" wheels	●	●	●	●	●	●	●
22" / 24" wheels drum brake	●	●	●	●	●	●	●
Helix seat sling	-	-	-	-	-	●	-
BasiX seat sling	●	●	●	●	●	-	-
Anti-tip tubes	●	●	●	●	●	●	●
Spoke guard	●	●	●	●	●	●	●
Positioning belt	●	●	●	●	●	●	●


# The X Family<sup>2</sup>

	Breezy BasiX <sup>2</sup>	Breezy RubiX <sup>2</sup>	Breezy RubiX <sup>2</sup> XL	Breezy RubiX <sup>2</sup> Comfort	Quickie Helix <sup>2</sup>	Breezy Relax <sup>2</sup>
Seat width	38 - 48cm (15 - 19")	38 - 52cm (15 - 20.5")	52 - 60cm (20.5 - 24")	38 - 52cm (15 - 20.5") (52 - 60cm XL Version (20.5 - 23.5"))	38 - 52cm (15 - 20.5") (52 - 60cm XL Version (20.5 - 23.5"))	41cm (16") (37 - 43cm (14.5 - 17")), 46cm (18") (42 - 48cm (16.5 - 19")), 51cm (20") (47 - 53cm (18.5 - 21")), (53cm (21") XL-Version)
Seat depth	41 - 46cm (16 - 18")	41 - 46cm (16 - 18")	41 - 51cm (16 - 20")	41 - 48.5cm (16 - 19")	41 - 51cm (16 - 20")	42 - 50cm (16.5 - 19.5")
Seat height	42.5 - 51cm (17 - 20")	37.5 - 53cm (14.5 - 21")	37.5 - 50.5cm (15 - 20")	37.5 - 53cm (14.8 - 21") (37.5 - 51cm XL Version (14.5 - 20"))	35.5 - 53cm (14 - 21") (37.5 - 51cm XL Version (14.5 - 20"))	41 - 50cm (16 - 19.5")
Seat angle	0° to 6°	0° to 6°	0° to 6°	0° to 6°	0° to 6°	0° to 25° / -3°- 22°
Back height	42.5 - 51cm (16.5 - 20")	43.5 cm (41 - 46 cm adjustable) (17" (16 - 18"))	43.5 cm (41 - 46 cm adjustable) (17" (16 - 18"))	46cm (18")	35 - 50cm (13.8 - 19.5")	55 - 60cm (21.5 - 23.5")
Back angle	12° (7° - 30° with reclining back)	12° (-5° - 20° reclining back)	12° (-5° - 20° with angle adj back)	7° to 30° adjustable	12° (-5° to 20° angle adjustable)	0° to 35° (infinite)
Safe slope	10°	10°	10°	10°	10°	10°
Centre of gravity	5cm (2") to -5cm (2")	5cm (2") to -5cm (2")	5cm (2") to -5cm (2")	5cm (2") to -5cm (2")	-5cm (-2.5") to 7.5cm (3")	-
Adj. back upholstery	Yes	Yes	Yes	Yes (Comfort back optional)	Yes	-
Sideguard	Tool height adj, short and long	Tool height adj, short and long sliding	Tool height adj, short and long sliding	Tool height adj, short and long, sliding	Height adjustable, short and long	Height /depth adjustable, sliding
Colour	Brilliant silver	Brilliant silver, blue, brilliant red	Brilliant silver, blue, brilliant red	Brilliant silver, blue, brilliant red	Brilliant silver, blue, brilliant red, black	Black
Weight	from 14.9kg	from 15.5kg	from 16.8kg	from 15.5kg / XL Version from 16.8kg	from 15.3kg / XL Version from 16.3kg	from 34kg
Max. user weight	125kg	125kg	170kg	125kg / XL Version 170kg	125kg / XL Version from 160kg	145kg (170kg XL Version)



 **Breezy**<sup>®</sup>  
Premium products. Quality service.

All products in the X Family<sup>2</sup> range are crash tested in accordance with ISO 7176-19 and are therefore approved for the transportation of a person in a vehicle, whilst seated in the wheelchair.



**Sunrise Medical Limited**

High Street

Wollaston

Stourbridge

West Midlands

DY8 4PS

Tel.: +44 (0) 845 605 6688

Fax: +44 (0) 845 605 6689

[www.SunriseMedical.com](http://www.SunriseMedical.com)