



# X7 Comfort - Tilt & Recline Wheelchair

Suitable for use during occupied transportation



**Max User Weight:  
150kg/23.5st.**

X7 supplied with headrest  
& laterals as standard



X7 folds for transportation in car boot.



Dual axle allows easy interchange of TR/SP wheels



Crash Tested Puncture Proof Solid Tyres

Product complies with EN12183 and Crash Test ISO7176-19:2001.



**Unwin Safety Systems have been  
used on all of our crash tested chairs**

# X7 Comfort – Tilt & Recline Wheelchair

The Aktiv, X7 Comfort is a Multi-positional modular wheelchair suitable for full-time use. This wheelchair has a tilt & recline facility and is fitted with elevating leg rests and multi adjustable headrest as standard. The seat, backrest, legrest and rear wheels all have quick release mechanisms and a lightweight folding frame for easy transportation and storage. The seat width and depth can be easily adjusted to perfectly fit the user.

This chair offers a wide variety of seating and lying positions for long term use. Removable, height adjustable armrests with comfortable polyurethane armrest pads are supplied as standard. The padded, contoured backrest and seat cushion provide excellent support and are supplied with a waterproof, breathable, multi-stretch cover. There is a solid seat base which allows use of an alternative cushion if required.

Elevating leg rests are supplied as standard and are fitted with padded calf rests and knee pads; they can also be independently adjusted forward to accommodate uneven leg lengths. Footplates are height and angle adjustable. Lateral supports, clothes guards, press button safety belt & anti-tippers and a stepper bar are supplied as standard. Push handles are height adjustable and the tilt, recline and attendant brakes are accessible on the push handles and are clearly labelled. This chair is also supplied with mechanical user controlled brakes.


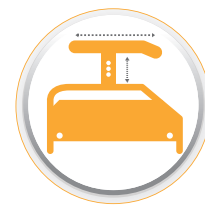
- Colour: Metallic Sky Blue
- \*See X Series Options for available accessories
- Seat Width: Adjustable - 41 cm (16") to 46cm (18"), 46cm (18") to 51cm (20"), 51cm (20") to 56cm (22")
- Seat Depth: Adjustable - 41 cm (16") to 53cm (21")
- Seat Height: Adjustable - 41 cm (16") to 51cm (20")
- Backrest Height: Adjustable - 48cm (19") to 61cm (24")
- Total Weight: 29kg
- Transport Weight: 16.4kg

## FEATURES


- Aluminium frame with fixed cross brace and tilt & recline facility
- Available in Transit and Self Propel models
- Width and depth adjustable
- Drum brake system supplied as standard (*self propel model only*)
- Height adjustable backrest
- Removable, height adjustable armrests with PU arm pad
- Elevating leg rests supplied as standard
- Multi-adjustable headrest and lateral supports supplied as standard.

This chair has passed crash test ISO7176-19:2001 for occupied transportation

### Interchangeable Armrest Options available




Quick release wheels: 24" - 12"



Adjustable lateral support



Removable pommel.



Tilt, recline & brake function

### Order codes:

X7SP40-45: 41-46cm Self Propel  
X7SP45-50: 46-51cm Self Propel  
X7SP50-55: 51-56cm Self Propel

X7T40-45: 41-46cm Transit  
X7T45-50: 46-51cm Transit  
X7T50-55: 51-56cm Transit