

A. J. Way
AND CO. LTD.



The Waddesdon II Riser Recliner

Sit back and relax the AJ Way



The Waddesdon II

The Waddesdon II's robust mechanism and frame makes it a superb choice for larger users seeking support and comfort whether they are reclining, sitting or moving seamlessly between positions.



Handcrafted for carefree comfort

You really can sit back and relax in an AJ Way armchair thanks to our two year guarantee.

When you choose the Waddesdon II you receive the peace of mind that comes with knowing your rise and recline mechanism that moves you gently between positions and the electrics that control it both come with a two year parts guarantee.

AJ Way doesn't just offer practical peace of mind, choose us and your conscience can rest easy too.

We only use ethically and sustainably sourced long lasting materials for our sturdy frames and all our chairs are handmade and upholstered in the UK by our team of skilled craftsmen and women who take pride in producing seats that are created for comfort and structured for support.



Have it your AJ Way!

The Waddesdon II offers you flexibility and choice that goes far beyond that usually expected for a specialist specification.

For starters, you can choose from a selection of six backrest styles, each of which have been designed to deliver support and comfort day in, day out.

Our soft, firm and soft wing back chairs are supplied with an easily adjustable neck pillow to provide targeted support for your neck while our lateral and double lateral support options offer support your lumbar and trunk areas.

Our Waterfall and T Back options deliver distributed support and cushions can be positioned and re-adjusted to suit your changing needs and preferences.

The 35st model is supplied with our easy to use Single Tilt in Space mechanism. It will gently incline your seat base as the back reclines and the leg rest rises. This reduces flex the lower back and offers increased leg elevation too.

The 40st version offers a Dual motor action that allows you to raise and lower the footrest and backrest independently of each other while keeping the seat base in a fixed position.

It also has the 'Rise Assist' back rest that helps create more space for the user to stand without bending which is easier and more comfortable for those with a larger build.

You can of course also choose from a range of fabric colours, designs and textures so you can be sure of finding something to match your décor.

✓ **Feel supported**

Our range of sizes means you can choose a chair to suit you so you feel supported when you are seated, reclined or getting in and out of your chair

✓ **Relax in comfort**

You choose from a range of backrests to customise your chair to your preference

✓ **Easy to use**

Our ergonomically designed handsets give you control at the touch of a button

✓ **Stress free peace of mind**

The handset is attached to the chair so you always know where it is and there is a battery back up to operate your chair in the event of a power failure



Waterfall



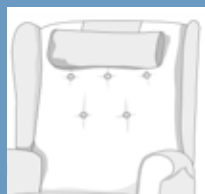
Waterfall Lateral support



Double Lateral support



T back



Head rest Soft wingback



Head rest Firm wingback

Optional Extras

The Waddesdon can be supplied with a range of optional extras including detachable seat and leg rest wrap for ease of cleaning, detachable leg rest pillows to meet individual needs as they change during the day.

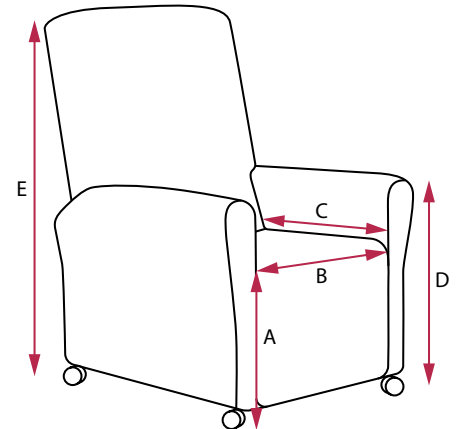
You can also choose to shroud or fully enclose the under seat mechanism to prevent access or add a hazard sensor device that will stop the chair if objects are encountered when lowering.

Dimensions

The Waddesdon II allows for some tailoring around these standard dimensions for an improved fit. Your AJ Way supplier will be able to help you identify your optimum design and your chair will be custom made for you. If you would like information on how best to measure for a chair and the importance of good seated posture and support please visit www.ajway.co.uk.


	Large
A Seat height	495mm/19½"
B Seat width	710mm/28"
C Seat depth	495mm/19½"
D Arm height	190mm/7½"
E Back height	685mm/27"
Max user weight	254kg/40 stone
Dynamic leg rest weight limit	159kg/25 stone

Our armchairs are upholstered by hand so actual sizes may vary very slightly.



Fashionable fabrics

Your AJ Way supplier will also be able to show you samples of the fabrics you can choose for your Waddesdon II. The range includes a selection of textures, colours and designs, some fabrics can also be viewed online at www.ajway.co.uk.



Quality you can be confident in

Proud to be members of the British Furniture Manufacturers Association, we are 9001 accredited so you can be confident we have processes in place to ensure our high quality standards are maintained, and even exceeded, across our complete collection. You can also rest assured that our frames will provide you with excellent support and the peace of mind that natural materials are sustainably sourced too.

Your local AJ Way Retailer:



A. J. Way
AND CO. LTD.

Unit 2 Sunters End, Hillbottom Road
Sands, High Wycombe
Buckinghamshire HP12 4HS

Call 01494 471821

Fax 01494 415594

Email sales@ajway.co.uk

Visit www.ajway.co.uk